

I Dive At Home


Hands Down!



activity **Deep Sea:**

Hands Down!

Did you know that it is harder to get to the **bottom of the sea** than to the moon? Let's learn how scientists study the deep sea?



activity: **Hands Down!**

Humans always stared at space dreaming about reaching it! The same happens with the sea. **Reaching the deep ocean is a dream that only came true for a few people!**

The deep sea starts at 200m depth. Because of the extreme conditions of this environment, it is very difficult to get there!

Did you know that the first person to get there was William Beebe, in 1934?



activity: **Hands Down!**

Until the end of the 19th century, people used to think that the **deep sea** was a sterile and lifeless environment.

Nowadays, the **deep sea** is known by scientists as the biggest habitat of the planet.



activity: **Hands Down!**

Did you know that there are submarines that take people to the bottom of the sea? **However, those trips are expensive and have to be short**, only allowing small explorations in such big environment!

That's why we use **ROV's**, (*Remoted Operated Vehicles*), commanded from an oceanographic vessel. They can dive for days! **ROV'S** have cameras, arms, probes and other devices to **observe and take samples of the deep sea.**





activity: **Hands Down!**

As we can not take a ROV to your home, we are going to **take our coral garden** (check coral garden activity) and use our imagination!!

Let's go?



- 
- 
- **1 Tweezers, anyone you have.** If you don't have, use salad cutlery or 2 spoons!
 - **Coral Garden** (check Coral garden activity)
 - **Paper and pens or colored pencils.**

You will need:




- 1) Start by choosing your scientist assistant.
- 2) Recreate the deep sea using your coral garden.
- 3) Close or cover your eyes, while holding the tweezers in your hand.

- 4) Using verbal commands, your assistant should guide you, so you can catch a coral with the tweezers and bring it to the surface.
- 5) Use a sheet of paper to draw the coral you just caught.

This is a **new scientific species!**

We now invite you to give a name to the new coral species!

We hope you had fun and enjoyed! New activities coming up soon! Stay tuned!



I Dive At Home

Don't forget to share your dive with us, using the hashtag

#IDiveAtHome